









Water supply description and route:

Water is sourced from a spring on Tandlaw (blue circle on map). It is piped from source into two plastic header tanks that hold 2500l combined, this then feeds the pump tank which holds approx 1000l and is situated beside the header tanks (green circle on map). Water is pumped from the pump tank into a brick built storage tank which holds approx 5000l and is located directly behind Stouslie farm house (orange circle on map). This tank is operated by a float switch system that is connected to the pump tank. Water flows from this tank through a gravel filled honeycomb filter system into another brick built tank directly below it where it is fed directly into the farm house.

We propose to fit a T-piece onto the pipe before it connects to the farm house then pipe a direct line to the Glamping pods. We will fit a UV filter to the water connection entering each pod to ensure safe water quality.

Key:

Symbol	Description
	Water source
	Water route
	Header and pump tanks
	Farmhouse tank
	Proposed water route for Glamping pods
	Glamping pod site